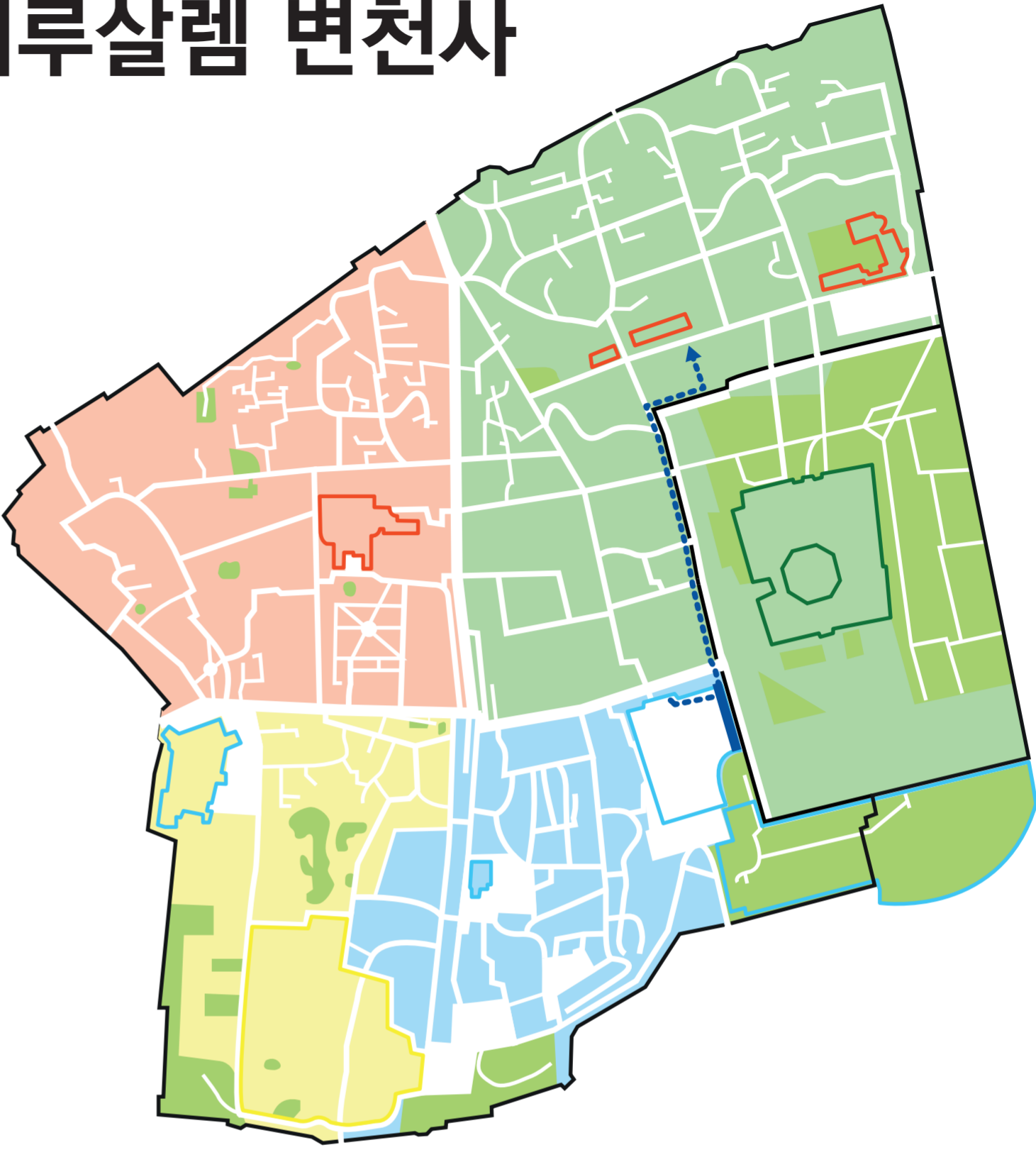
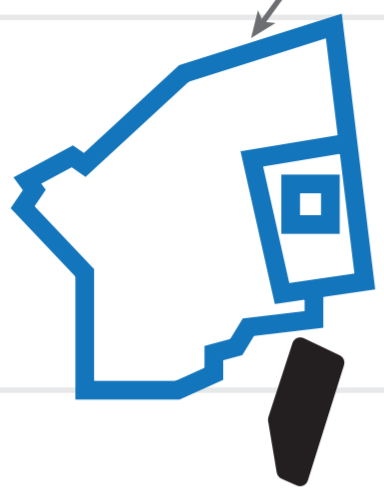


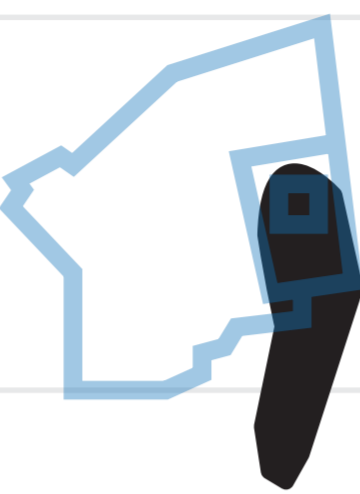
# 예루살렘 변천사



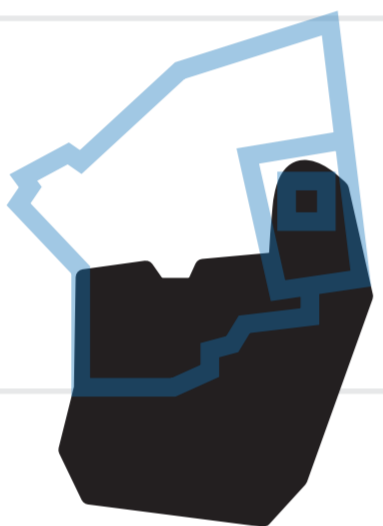
현재도시 예루살렘 성 (Old City)



**여부스 족속의 때와 다윗 왕시기 (1000 B.C.E.)**  
 면적: 40,468m<sup>2</sup>  
 인구: 2,000명



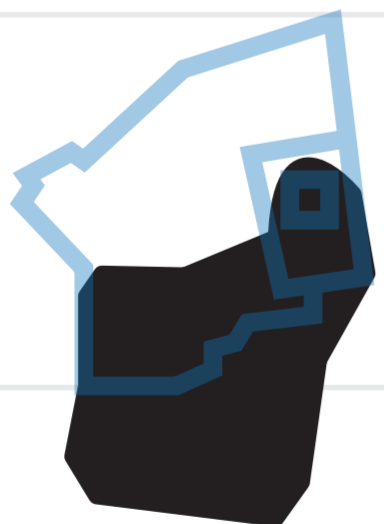
**솔로몬 (930 B.C.E.)**  
 면적: 129,500m<sup>2</sup>  
 인구: 5,000명



**히스기야 (701 B.C.E.)**  
 면적: 505,857m<sup>2</sup>  
 인구: 25,000명



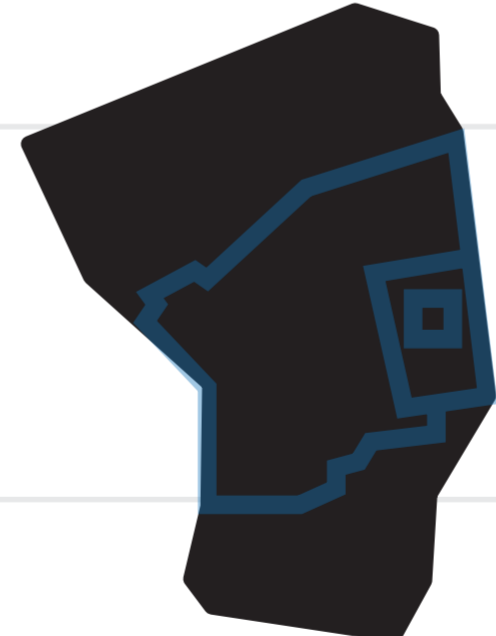
**느헤미야/에스라 (333 B.C.E.)**  
 면적: 121,405m<sup>2</sup>  
 인구: 4,500명



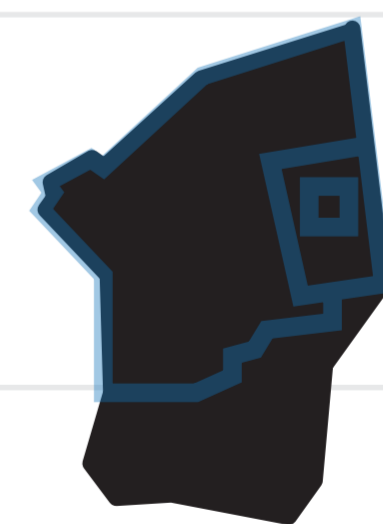
**하스모니아 왕조 (기원전 2세기)**  
 면적: 667,731m<sup>2</sup>  
 인구: 30,000-35,000명



**헤롯대왕 (4 B.C.E.)**  
 면적: 930,777m<sup>2</sup>  
 인구: 40,000명



**예루살렘 멸망 직전 (66 C.E.)**  
 면적: 1,821,085m<sup>2</sup>  
 인구: 80,000명



**비잔틴 시대 (565 C.E.)**  
 면적: 1,214,057m<sup>2</sup>  
 인구: 55,000-60,000명